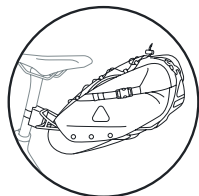


Monsoon

CityPack 12+ Installation

OCEANWEAVE®
Reclaimed Fishnet

axiom™
CYCLING GEAR



MONSOON OCEANWEAVE CITYPACK 12+

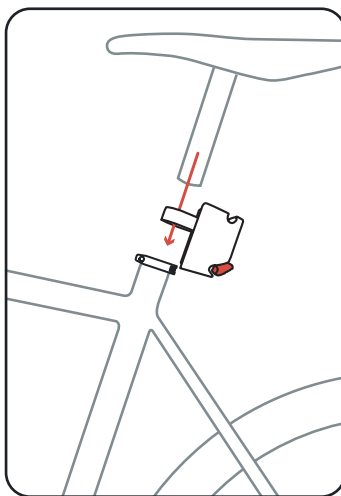
- Dimensions: 44 x 18 x 16 cm (17.3 x 7.1 x 6.3 in.)
- Weight: 795 g (1.75 lb.) with bracket
- Volume capacity: 12 L

BAG CLOSURE

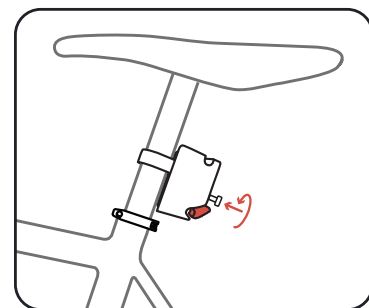
For best closure, roll the rear tabs upwards towards the rear of the saddle. The roll should overlap a minimum of 2 x to ensure no opportunity for leakage or water penetration.

- 1** Remove the seatpost from the bike frame and slip the clamp for \varnothing 25-32mm on the tube (oversize clamp \varnothing 32-36mm available).

Return the seatpost into the frame ensuring that the adapter is in the correct position, with the red button down.

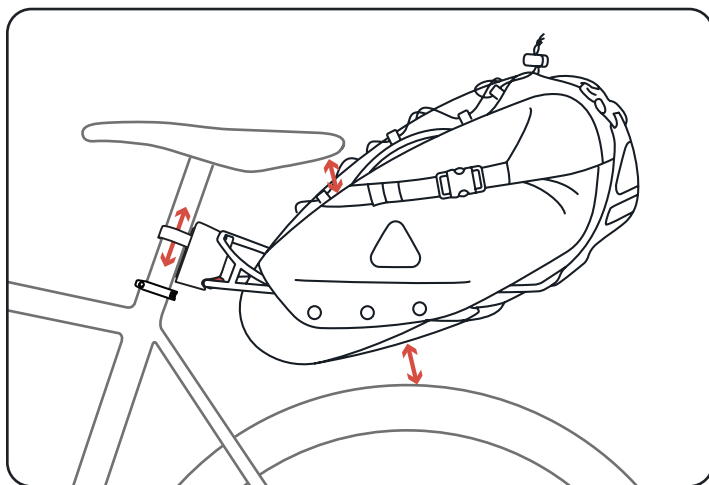


- 3** Remove the bag and tighten the screw to 4 - 4.5Nm.

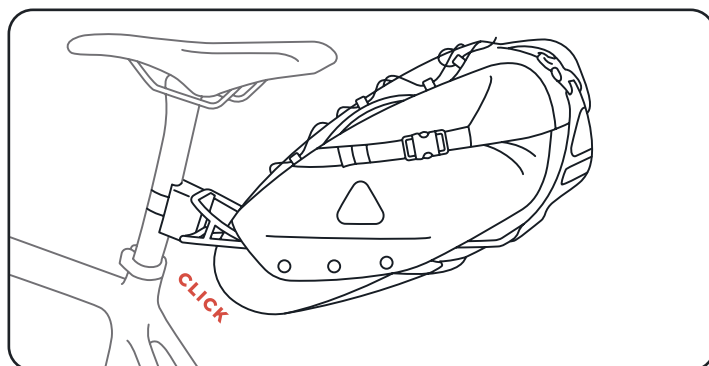


- 2** Attach the bag and adjust the height of the bracket to allow enough space between the CityPack, the saddle and rear tire.

*Leave additional space on suspension bikes for travel



- 4** Click the CityPack in place in the bracket and get ready to ride. Use the red button for quick release motion.



WARNING

Make sure the CityPack is firmly locked in the adapter before each ride. Remove the accessory before transporting the bike on a car rack. We recommend against installation on carbon parts and recommend consulting the manufacturer.

WARRANTY & CUSTOMER SERVICE

Our entire product line is made from reclaimed and recycled materials. We ensure our products are ethically produced by trusted partners who are like family. Quality products with a lifetime warranty because product made to last means less waste.

For any questions and concerns you may have about your Axiom products, please contact us on our website at axiomgear.com/contact